




Recycling Containers and sizes available for school recycling collections

CONTAINER	CAPACITY
<p style="text-align: center;">Purple top</p> 	<p style="text-align: center;">For recycling Cans, Glass and Plastic</p> <p style="text-align: center;">Sizes available:-</p> <p style="text-align: center;">240 litre wheeled bin (standard household size)</p> <p style="text-align: center;">360 litre wheeled bin</p> <p style="text-align: center;">1100 litre wheeled Euro bin</p>
<p style="text-align: center;">Blue Bin</p> 	<p style="text-align: center;">For Paper and Card</p> <p style="text-align: center;">Sizes available:-</p> <p style="text-align: center;">240 litre wheeled bin</p> <p style="text-align: center;">360 litre wheeled bin</p>
<p style="text-align: center;">Silver Bin</p> 	<p style="text-align: center;">For food Waste</p> <p style="text-align: center;">One size available</p> <p style="text-align: center;">140 litre wheeled bin</p>